



Cutting | Bending | Welding | Automation



HC

✦ Electro Hydraulic Servo Bending Machine ✦

Company Culture



MISSION

Intelligent manufacturing changes future



VALUES

Customer-focused and employee-based



VISION

Become a respectable enterprise in the global metal forming equipment field

Company Profile



19

Global Branches



100+

Countries Covered



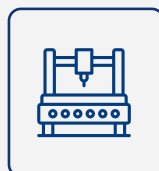
5

Manufacturing Bases



30+

Global Service Centers




8,000+

Annual Capability



135,000m²

Occupied Area



HC

Electro Hydraulic Servo Bending Machine



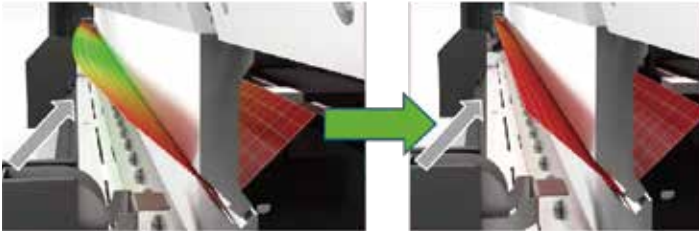
Technical Parameters

Product	HC5020	HC6015	HC1103	HC1104	HC1703	HC1704	HC2203	HC2204	HC2504	HC3204	HC3206	HC4004	HC4006	HB5006
Bending Force	500KN	600KN	1100KN	1100KN	1700KN	1700KN	2200KN	2200KN	2500KN	3200KN	3200KN	4000KN	4000KN	5000KN
Main Motor Power	5.5kW	5.5kW	7.9kW	10.5kW	15.7kW	15.7kW	21.4kW	21.4kW	26.7kW	31.1kW	31.1kW	32.7kW	32.7kW	2*22kW
Rapid Descent Speed	200mm/s	200mm/s	200mm/s	180mm/s	180mm/s	180mm/s	180mm/s	180mm/s	150mm/s	120mm/s	120mm/s	90mm/s	90mm/s	160mm/s
Return Speed	160mm/s	200mm/s	150mm/s	140mm/s	140mm/s	140mm/s	140mm/s	140mm/s	120mm/s	90mm/s	90mm/s	70mm/s	70mm/s	160mm/s
Working Speed	10mm/s	10-15mm/s	10mm/s	10mm/s	10mm/s	10mm/s	10mm/s	10mm/s	10mm/s	10mm/s	10mm/s	8mm/s	8mm/s	12mm/s
Number of CNC Axes	4	4+1	4+1	4+1	4+1	4+1	4+1	4+1	4+1	4+1	4+1	4+1	4+1	3+1
Equipment Weight	4300kg	3500kg	9000kg	10200kg	10500kg	12000kg	12000kg	15000kg	18000kg	21500kg	27000kg	22000kg	28000kg	47000kg
Fuel Tank Capacity	160L	200L	300L	400L	400L	400L	400L	400L	400L	500L	600L	500L	600L	2*200L

* Machine appearance, technical parameters, function description, data comparison shown in this page are from HSG in-house laboratory. All testing results and experimental data shall be subject to real machine.

Control system Netherland DA-53T

- Automatically calculate bending angle, main pressure and deflection compensation.
- Correct the bending angle and back gauges.
- Make mass bending possible with high-efficient programming.
- Enable wireless interconnection via desktop or notebook computer for software upgrades and data backup anytime.



Automatic Compensation System for Mechanical Deflection

- Compensate the bending station laterally and vertically.
- Calculate compensation based on length, thickness and angle of bending work-piece.
- Take accurate control of compensation precision as a result of high-precision potentiometer.


Back Gauges Positioning System

- Servo motor drives it to move backward and forward (X-axis), up and down (R-axis). Back gauges can extend four axes (X axis, R axis, Z1 axis and Z2 axis) and six axes (X1,X2,R1,R2,Z1,Z2) for easily bending.
- Configure four positioning fingers to prevent materials from sagging and defectives caused by any error.



Highly-rigid Heavy-duty Frame

- Welded by using high-quality carbon steel, creating high rigidity.
- Finite element analysis shows no deformation of frame.
- Once clamping and integral machining for totally guaranteed precision.



Bending Follow-up Trolley (Optional)

- Independent control system, work with any on-site bending machine.
- Get started quickly because of easy operation and fool-proof settings.
- Single-axis linkage for semi-automatic operation to reduce bending difficulty and achieve quickly mass production.

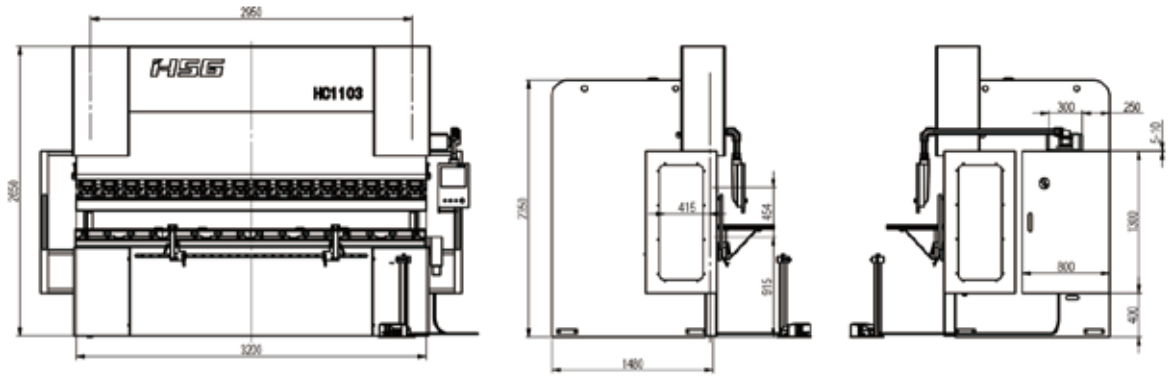


Safety Light Curtain (Optional)

- The machine will stop cutting immediately when any intruder is detected to protect both workers and the machine.

Machine Foundation

*The marked size has about 10mm error
 *Pictures of HC1103 are for reference only and subject to actual dimensions.

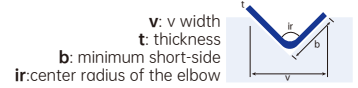


Bending Samples



Bending Capacity

Project			mm																						
v	b	ir	0.5	0.6	0.8	1.0	1.2	1.4	1.6	2.0	2.3	2.6	3.0	3.2	3.5	4.0	4.5	5.0	6.0	7.0	9.0	10	12		
4	2.8	0.7	40	60																					
6	4	1		40	70	110																			
7	5	1.1		40	70	100	140																		
8	5.5	1.3		30	50	80	120	150																	
10	7	1.6			40	70	100	130	170																
12	8.5	2				60	80	110	150	220															
14	10	2.3					70	100	130	190	250														
16	11	2.6					60	90	110	170	230	280													
18	13	3						80	100	150	190	250	340												
20	14	3.3							90	130	170	220	300	340											
25	17.5	4								110	150	180	240	270	330	430									
32	22	5									120	140	190	220	260	340	430								
40	28	6.5										140	190	200	270	340	420								
50	35	8											150	140	160	210	270	330	480						
63	45	10													130	170	210	260	380	520					
80	55	13															210	300	410	670	850				
100	71	16																240	330	330	670	960			
125	89	20																	260	430	430	530	780		
160	113	24																				420	600		
200	140	33																					500		



The actual machines shall prevail and above data & pictures are only for reference.



Intelligent Manufacturing Changes Future



As a global enterprise, HSG sticks to providing professional and convenient service support to customers at home and board



Professional Training

Multiple technical training services and free operation training are provided for customers and dealers in a timely manner.



Efficient Support

Humanistic service model, online services and 7*24 hotline to offer solutions and assistance.



Optimized Transport

Multi-channel transport solutions and a professional transport solution team providing various transport cases to satisfy the demand of customers and save transportation fees.



Sufficient Accessories

Highly efficient accessory delivery service; multiple network inventories jointly respond to accessory demand, shortening customers' waiting times and accelerating production.



Careful Services

Domestic door-to-door service and free proofing, with over 100+ dealers providing efficient and convenient services.



Intelligent Manufacturing Changes Future



Website



Facebook



Youtube

Headquarters Add.: No. 4, Anye Road, Shunjiang Community Industrial Park,
Beijiao Town, Shunde District, Foshan, Guangdong, China
Website: www.hsglaser.com
Email: info@hsglaser.com
Tel: +86 757-66833906